


The AVC products are made of high quality base materials. However, inappropriate maintenance may affect the quality and further on the lifespan of your AVC door or wall. In this document, some guidelines are specified that should be followed in order to correctly maintain your AVC product.


Little or no water

Avoid using too much water when cleaning your AVC product, to avoid seeping of water.



No abrasive products

Cleaning with a sponge, sanding sponge, abrasive or scratching products must be avoided at all times.



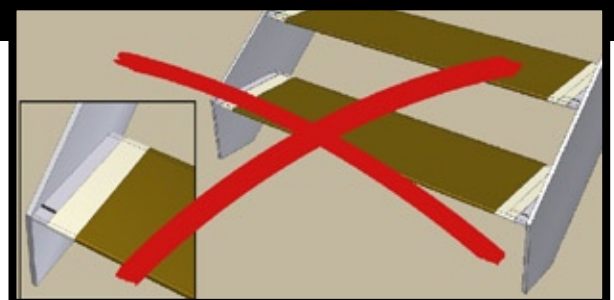
No solvent- or acid-containing cleaners

Never use solvents, alkaline products (ammoniac, sodium) or acid products. These substances can affect the aluminum and the tape used to fix the panels.



No tape or glue

Do not put tape or stickers on your AVC door or wall. The glue can leave permanent marks on the aluminum.



No lime or cement

Lime and cement can leave persistent white stains on your door or wall. These substances must be removed as fast as possible.



The base materials, used in the AVC products, are carefully selected and meet our high quality standards. Each of these materials should therefore be cleaned in a specific way, in order to maintain their quality. Follow the next guidelines very carefully so that you can enjoy your product to the fullest.

Anodised aluminum

The anodisation process leaves a kind of protective skin around the aluminum. This protective layer is extremely durable. By normal use and with adapted maintenance, the material passes without any trouble the lifespan of your house.

Aluminum may never be in direct contact with metals such as copper, lead or steel. Possible corrosion of the other metal can affect the aluminum.

Weekly cleaning


Use a damp cloth with, if necessary, a neutral, not scraping detergent (pH between 5 and 8).

Very dirty surface

Use the AVC Alu/Inox Cleaner. This product cleans and leaves a protective film on the aluminum at the same time. Follow the instructions carefully or contact AVC if you need more information.

Slightly damaged surface

Use the AVC Scratch Remover. This is a strong cleaning polish for worn or slightly damaged surfaces. Follow the instructions carefully.




Wood

Weekly cleaning

Use a damp cloth with, if necessary, a neutral, not scraping detergent (pH between 5 and 8). Make sure to dry the wood after cleaning, to avoid fluid retention and to protect the varnish.

3- to 5- yearly maintenance

Depending on the intensity of use and wear, the steps will need a new layer of varnish. This is especially important for the coloured wood (Afro Mosia Dark), because the color can wear off in time.



Stainless steel

Stainless steel is a combination of different materials such as iron, chromium and carbon. The carbon determines the hardness, chromium helps against corrosion, by the formation of a protective chromium oxide layer. When this layer is damaged, the stainless steel can start to rust. Some attention is therefore appropriate.

Weekly cleaning

Use a damp cloth. Make sure to dry the stainless steel after cleaning, to avoid fluid retention. Do not use detergent or javel, these can affect the protective chromium oxide layer.

Monthly maintenance

Use the AVC Alu/Inox Cleaner. This product cleans and leaves a protective film on the stainless steel at the same time. Follow the instructions carefully or contact AVC if you need more information.




Glass

Weekly cleaning

Use a damp cloth with, if necessary, a neutral, not scraping detergent (pH between 5 and 8).

Very dirty surface

Use the AVC Glass Cleaner. Spray the cleaner on the center of the glass and continue step by step. This product cleans the glass and doesn't affect the other materials. Follow the instructions carefully.




Plexiglass

Weekly cleaning

Use a damp cloth with, if necessary, a neutral, not scraping detergent (pH between 5 and 8).

Very dirty surface

By rubbing the plexiglass, it gets statically charged and attracts dust. Use the AVC Plexi Cleaner to clean the panels and to neutralize the static charge.



Natural stone

Weekly cleaning

Use a product that doesn't seal the pores of the stone. We advise to use Lithofin Wash&Clean.

Monthly maintenance

To protect the surface-finishing of Twilight, Black Slate, Oriental Basalt en Basaltina, the steps should be treated regularly with a finishing milk (Lithofin Care&Sheen).

To protect the surface-finishing of Blue Stone, the steps should be treated with the special Lithofin maintenance product for Blue Stone.

Very dirty surface

Use an acid-free, specially adapted cleaner (Lithofin Vuiloplosser) to clean the steps.



More info

Do you have doubts about the maintenance of your product or do you want more information, please contact AVC. Our professionals are at your disposition for advice and assistance.

AVC nv
Steenovenstraat 11
B-8850 Ardooie

T +32/51.46.71.64
F +32/51.46.71.65
E support@avc.eu
W www.avc.eu

